



U.S. Government Money Market Fund - RBC Institutional Share Classes

Fund Strategy

To preserve principal, maintain liquidity and generate competitive yield.

Investment Performance

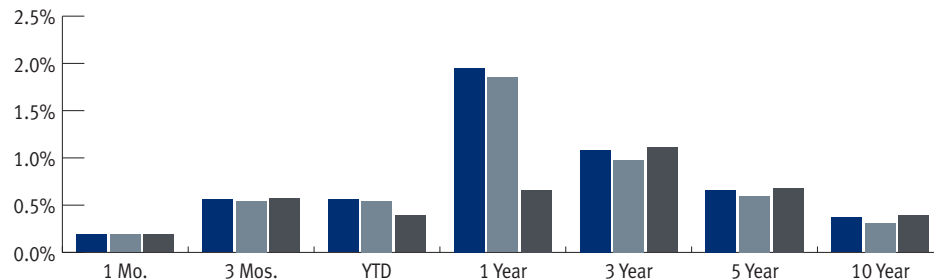
Net Yields as of 3.31.19

	7-Day Average Yield	7-Day Effective Yield
U.S. Gov't. Inst. Class 1	2.30%	2.32%
U.S. Gov't. Inst. Class 2	2.20%	2.22%

Average and effective yields reflect any applicable fee waivers or expense reimbursements in effect during the periods shown. Without such subsidies and waivers the fund's results would be reduced.

Total Net Returns as of 3.31.19

	1 Mo.	3 Mos.	YTD	1 Year	3 Years	5 Years	10 Years
U.S. Gov't. Inst. Class 1	0.19%	0.56%	0.56%	1.95%	1.08%	0.66%	0.37%
U.S. Gov't. Inst. Class 2	0.19%	0.54%	0.54%	1.85%	0.98%	0.60%	0.31%
FTSE US Three-Month Treasury Bill Index	0.21%	0.60%	0.60%	2.11%	1.17%	0.72%	0.41%

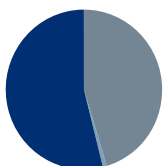


Calendar Year Net Returns

	2018	2017	2016	2015	2014	2013	2012	2011	2010	2009
U.S. Gov't. Inst. Class 1	1.69%	0.75%	0.29%	0.02%	0.01%	0.01%	0.01%	0.03%	0.10%	0.40%
U.S. Gov't. Inst. Class 2	1.59%	0.65%	0.19%	0.01%	0.01%	0.01%	0.01%	0.01%	0.02%	0.29%

Performance data quoted represents past performance. Past performance does not guarantee future results. The investment return and principal value of an investment will fluctuate so that an investor's shares, when redeemed, may be worth more or less than their original cost. Current performance of the Fund may be lower or higher than the performance quoted. For performance data current to the most recent month-end, visit our website at <https://us.rbcgam.com/mutual-funds> after the seventh business day after month-end or call 800.973.0073. Performance shown reflects contractual fee waivers. Without such waivers, total returns would be reduced.

Portfolio Composition



Sector	Weight
Gov't. Agency	54.0%
Repo	45.2%
Treasury	0.7%

Repos are collateralized at 102% with all U.S. Treasury and Agency securities.

Net expense ratios are as of the most recent prospectus/supplement dated 1.25.19 and applicable to investors. The yield quotations more closely reflect the current earnings of the Fund than the total return quotations.

Fund Facts

Expense Ratio:

	Gross	Net
Class 1	0.19%	0.19%
Class 2	0.29%	0.29%

CUSIP:

Class 1	74926P696
Class 2	74926P688

Ticker:

Class 1	TUGXX
Class 2	TIMXX

Minimum Initial Investment:

Class 1	\$10 million
Class 2	\$1 million

Inception Date:

Class 1	11.1.91
Class 2	11.21.08

Fund Net Assets: \$5.28 billion

Cut-Off Times:

Purchases	5:00 PM ET
Redemptions	5:00 PM ET

Dividends: Accrued daily, distributed monthly

Credit Quality (as of 3.31.19)

Moody's Rating: Aaa-mf

S&P Rating: AAAM

Investment Team

Scott Cabalka, Vice President, Institutional Portfolio Manager
Industry Experience: 39 years
Strategy Since: 1993

Eric Hathaway, CFA, Portfolio Manager
Industry Experience: 18 years
Strategy Since: 2006

Raye C. Kanzenbach, CFA, Senior Managing Director, Senior Portfolio Manager
Industry Experience: 46 years
Strategy Since: 1983

John Northup, CFA, Senior Analyst
Industry Experience: 19 years
Strategy Since: 2008

Brandon Swensen, CFA, Managing Director, Co-Head, US Fixed Income
Industry Experience: 21 years
Strategy Since: 2003

Top Ten Holdings

Company Name	Weight
Federal Home Loan Bank	15.7%
Overseas Private Inv Corp	14.0
Federal Farm Credit Bank	8.7
Federal Home Loan Discount Note	8.3
FHLMC Multifamily Structured Product	3.0
Federal Farm Credit Discount Note	2.0
Freddie Mac	1.1
Strip Princ	0.8
Freddie Mac Discount Note	0.7
New York City NY Hsg Dev Corp	0.7

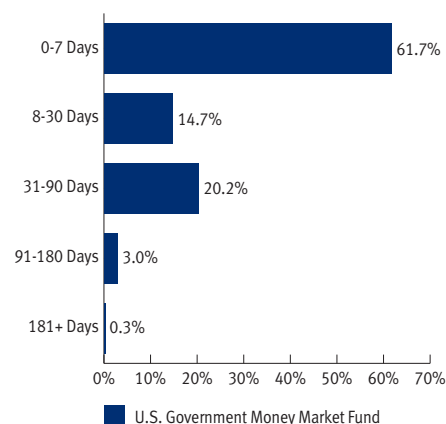
Fund holdings and/or sector allocations are subject to change at any time and are not recommendations to buy or sell any security. Current and future holdings are subject to risk. Repos are excluded from the top ten issuer calculation.

Maturity

As of 3.31.19

Average Weighted Maturity: 26 days

Schedule of Maturities



Contacts

John C. Donohue

Managing Director,
Head of Liquidity Management
Tel: 617.722.4728
john.donohue@rbc.com

Patrick Drennan

Managing Director,
Liquidity Management
Tel: 312.857.9517
patrick.drennan@rbc.com

Transfer Agent

U.S. Bancorp Fund Services, LLC

For Account Set-Up & Trade Placement

Call: 800.422.2766

Fax: 414.773.6933

(Please call the toll free number above prior to faxing information)

Wire Transfer Instructions

U.S. Bank, N.A.

Milwaukee, Wisconsin

ABA #075000022

U.S. Bancorp Fund Services, LLC

Acct 182380369377

(RBC Fund name)

(your account registration)

(your account number)

Call 800.422.2766 prior to wiring or for questions

Credit Ratings - ratings represent the opinions of the rating agencies as to the quality of the securities they rate. Ratings are relative and subjective, and are not absolute standards of quality. A portfolio's credit quality does not remove market risk. The Fund is rated AAAM by Standard & Poor's as of 3.31.19. This reflects Standard & Poor's view of the Fund's credit quality, investment policies, market price exposure, and management. It signifies extremely strong capacity to maintain principal stability and limit exposure to principal losses due to credit, market, and/or liquidity risks. The Fund is rated Aaa-mf by Moody's as of 3.31.19. This reflects the high credit quality of the Fund's investments and the diversification of the portfolio, as well as the Fund manager's disciplined investment strategy, well established team approach, and strong risk management capabilities. For more information about the methodology for credit ratings, please visit www.standardandpoors.com and www.moody's.com.

Total Return - the full return on an investment, including dividends, capital gain distributions, and changes in net asset value, and is expressed as a percentage of the initial investment.

Yield - the 7-day average yield is an annualized net yield in which it is assumed that the income earned on the principal is not reinvested in the fund. The 7-day effective yield is an annualized net yield that describes the amount one is expected to earn over a one-year period assuming that dividends are reinvested at the average rate of the last seven days.

Weighted Average Maturity - the market-weighted average of the maturities, or due dates, of all bonds held in a portfolio.

The FTSE US Three-Month Treasury Bill Index measures return equivalents of yield averages. The instruments are not marked to market. The index is an average of the last three three-month Treasury bill month-end rates. You cannot invest directly in an index.

You could lose money by investing in the Fund. Although the Fund seeks to preserve the value of your investment at \$1.00 per share, it cannot guarantee it will do so. An investment in the Fund is not insured or guaranteed by the Federal Deposit Insurance Corporation or any other government agency. The Fund's sponsor has no legal obligation to provide financial support to the Fund, and you should not expect that the sponsor will provide financial support to the Fund at any time.

Before investing, you should consider carefully a fund's investment objectives, risks, charges, and expenses. This and other information is in the prospectus, which you can request by visiting <https://us.rbcgam.com/mutual-funds/literature/content/default.fs> or calling 800.422.2766. Please read the prospectus carefully before investing.

RBC Global Asset Management (U.S.) Inc. is the Adviser for the RBC Funds. The Funds are distributed by Quasar Distributors, LLC. Securities are offered through RBC Wealth Management, a division of RBC Capital Markets, LLC, member NYSE/FINRA/SIPC.

NOT FDIC INSURED. NO BANK GUARANTEE. MAY LOSE VALUE.

RBC Global Asset Management (RBC GAM) is the asset management division of Royal Bank of Canada (RBC) and comprises the following affiliates, all of which are indirect wholly owned subsidiaries of RBC: RBC Global Asset Management (U.S.) Inc. (RBC GAM-US), RBC Global Asset Management Inc., RBC Global Asset Management (UK) Limited (RBC GAM-UK), BlueBay Asset Management LLP, BlueBay Asset Management USA LLC and the asset management division of RBC Investment Management (Asia) Limited.

®/™ Trademark(s) of Royal Bank of Canada. Used under license. © 2019 RBC Global Asset Management (U.S.) Inc.



Global Asset
Management

RBC Global Asset Management (U.S.) Inc.
Minneapolis | Boston | Chicago
800.553.2143 | us.rbcgam.com